

NEW



WALL-HUNG MODULAR
gas condensing boilers

POWER EVOX

A Carrier Company



POWER EVO-X

THE NEW MODULAR AND COMPACT SOLUTION BY BERETTA

BERETTA PRESENTS POWER EVO-X, THE NEW MODULAR WALL-HUNG CONDENSING BOILER, WHICH IS THE IDEAL SOLUTION FOR THE REPLACEMENT OF OLD GENERATORS IN SMALLER PLANT ROOMS.

The range consists of **4 condensing models from 35 to 70 kW, with the possibility of stand-alone and cascade installation up to a maximum of 4 thermal modules, both in in-line and back-to-back configurations, reaching up to 280 kW of power.**

POWER EVO-X, thanks to its compactness and low weight, is the ideal solution in all situations where limited space is a critical issue when selecting a generator.


The range is suitable for indoor or partially protected installation (IPX5D) and is equipped as standard with low-consumption modulating circulators. Beretta has developed a configuration software to facilitate the designer in the process of selecting accessories and identifying the best solution in response to the thermal and plant engineering requirements of the plant.

THE RANGE

POWER EVO-X is available in 4 room-sealed models:

- **POWER EVO-X 50 DEP**
- **POWER EVO-X 50**
- **POWER EVO-X 65**
- **POWER EVO-X 80**

The POWER EVO-X range is designed to run on blends of natural gas and hydrogen, up to a maximum of 20%: an important first step towards achieving environmental sustainability targets and in the decarbonisation path started by the European Union.

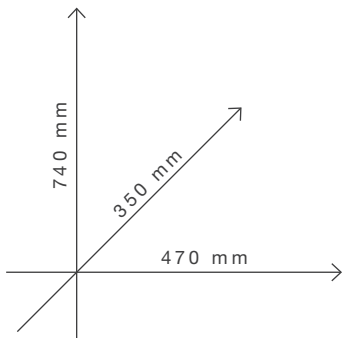



A vertical green bar containing six icons and their corresponding text descriptions. From top to bottom: 1. An icon of a heat exchanger with the text 'STAINLESS STEEL HEAT EXCHANGER'. 2. An icon of a leaf and a plug with the text 'ENERGY SAVING'. 3. An icon of a circular arrangement of dots with the text 'WIDE RANGE OF ACCESSORIES'. 4. An icon of a single boiler unit with the text 'STAND ALONE CONFIGURATION'. 5. An icon of two boiler units in a row with the text 'LINEAR CASCADE CONFIGURATION'. 6. An icon of two boiler units side-by-side with the text 'BACK-TO BACK CASCADE CONFIGURATION'.

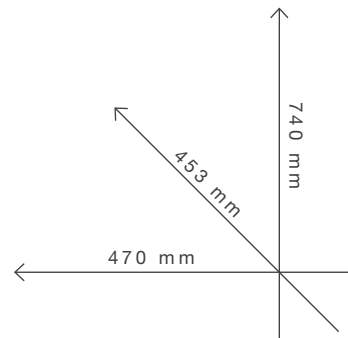

EFFICIENCY IN A COMPACT LAYOUT

- ROOM-SEALED CONFIGURATION AS STANDARD
- PREMIXED BURNER WITH LOW POLLUTING EMISSIONS
- NEW STAINLESS STEEL HEAT EXCHANGER WITH LOW WATER CONTENT
- LOW CONSUMPTION HYDRAULIC CIRCULATOR AS STANDARD ON EACH MODEL
- COMPACT AND LIGHTWEIGHT STRUCTURE
- COMPLETE FRONT ACCESSIBILITY FOR MAINTENANCE OPERATIONS

35 ÷ 45 kW

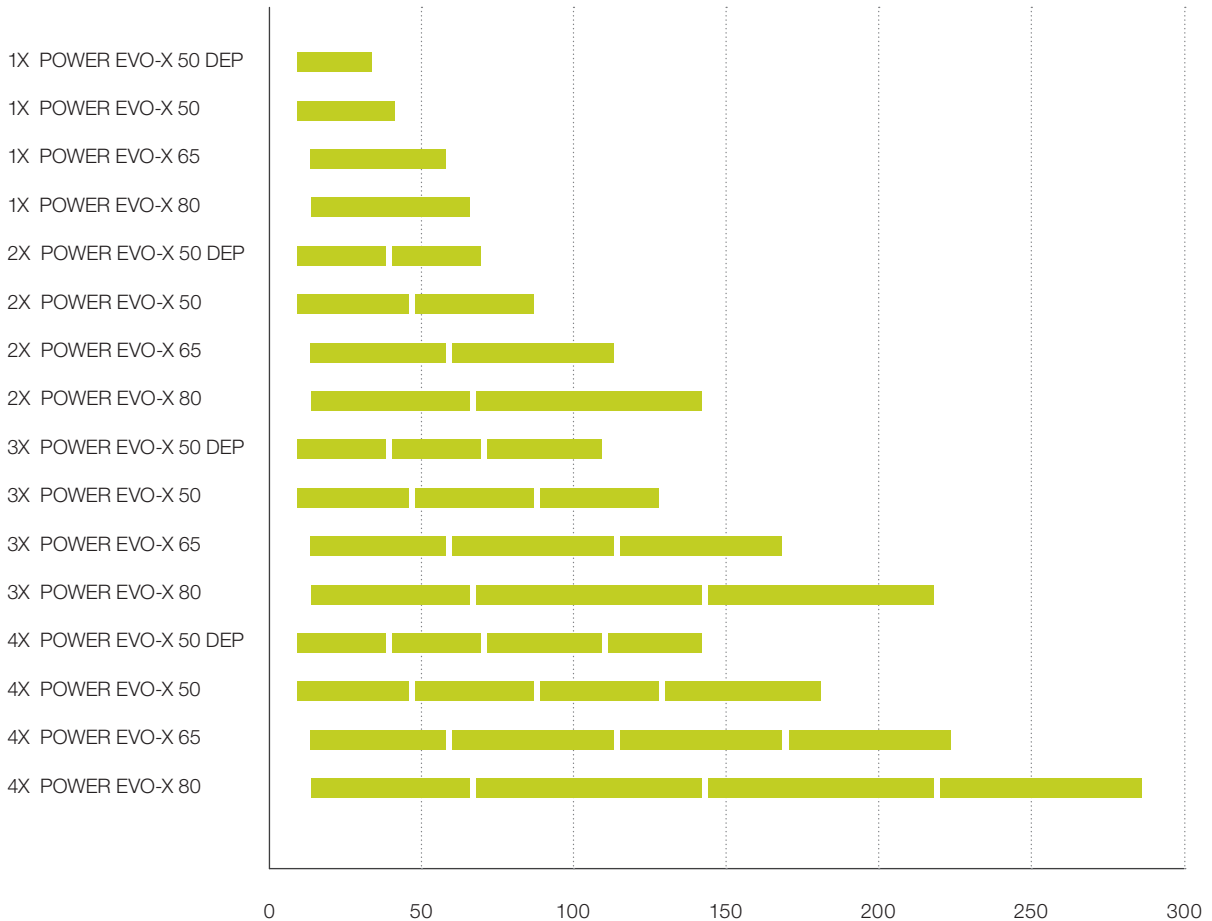
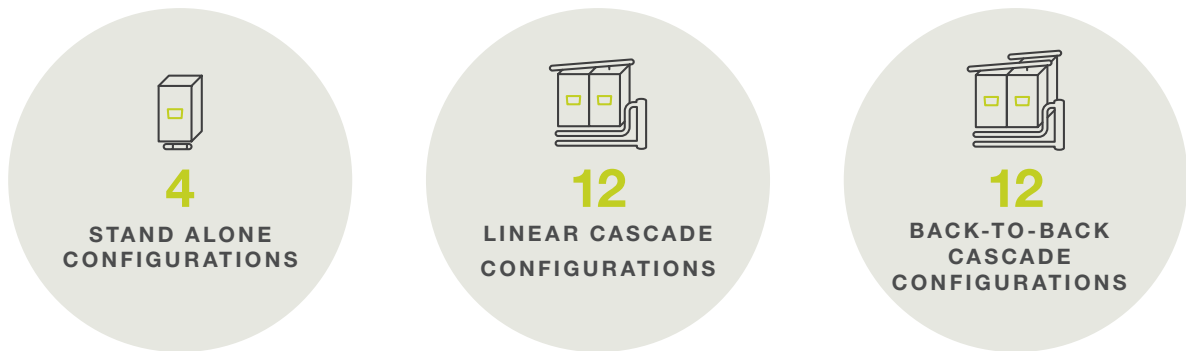


55 ÷ 70 kW



ONE RANGE, 28 CONFIGURATIONS

With the POWER EVO-X range, consisting of 4 models, 28 configurations can be realised, to meet the most varied space requirements of the plant room. Beretta is thus expanding its wall-hung range in the professional segment, introducing a range that ensures installation flexibility while maximising the compactness of the system.



TECHNICAL FEATURES

STAND ALONE CONFIGURATION

- › Heating only
- › Clapet as standard
- › Modulation ratio up to 1:8
- › IPX5D protection degree as standard
- › Concentric flues as standard
- › Up to 3 zones management by means of specific accessories



CASCADE CONFIGURATION

- › LINEAR or BACK-TO-BACK configuration
- › Modulation ratio up to 1:32
- › System height <2 metres in all configurations
- › Possibility of combining either with hydraulic separator or with plate heat exchanger for the separation between primary and secondary circuit
- › Wide range of accessories, both hydraulic and flue gas exhaust



ELECTRONIC CONTROL AND DISPLAY



INTUITIVE - SIMPLE - IMMEDIATE

- › Simple and intuitive backlit LCD display which shows the main operating information
- › Ease of setting thanks to the keys with symbols dedicated to the end-user functions
- › Clock function weekly programmer integrated into the display

BOILER CONTROL



DHW temperature setting

RESET

Unlock and reset alarms



Operation status
OFF - SUMMER - WINTER



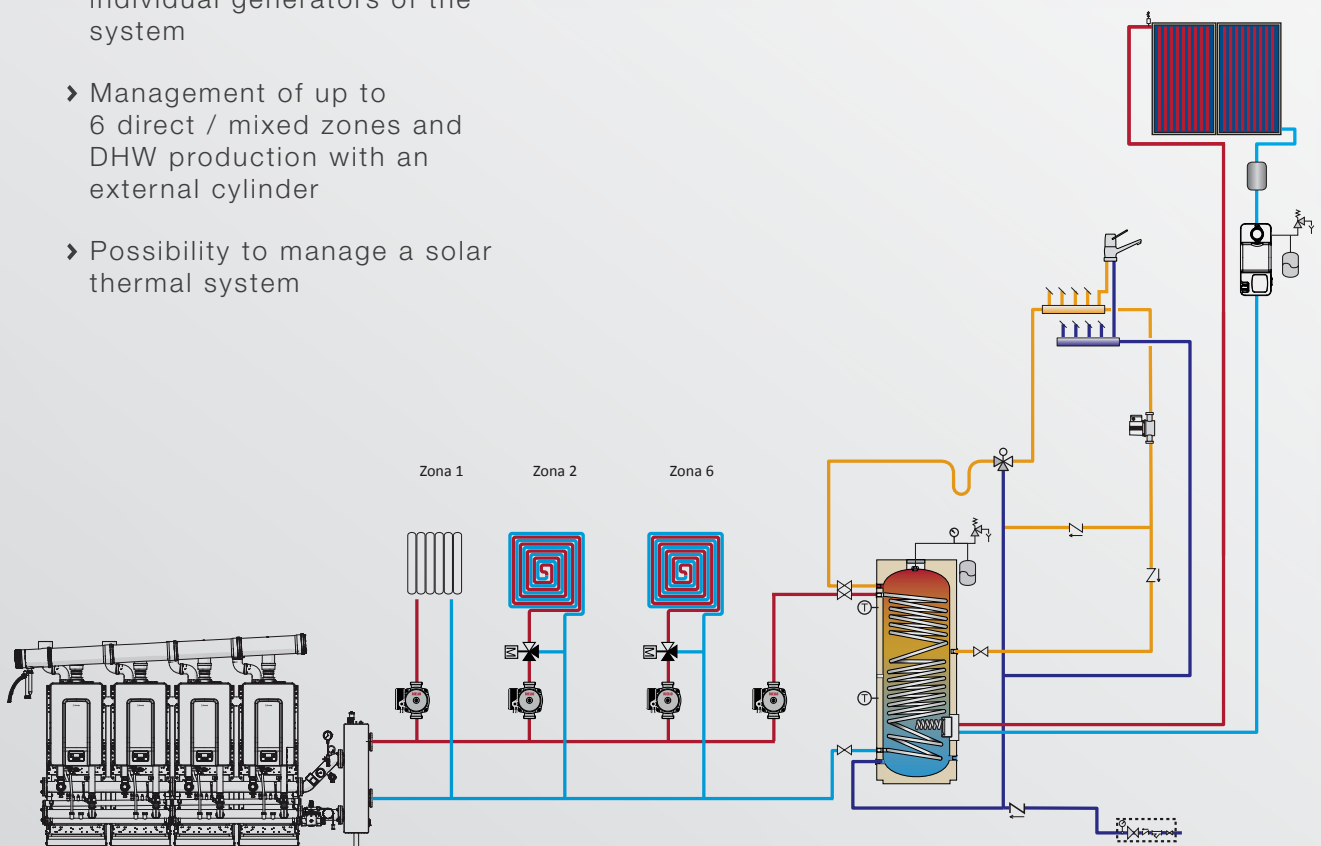
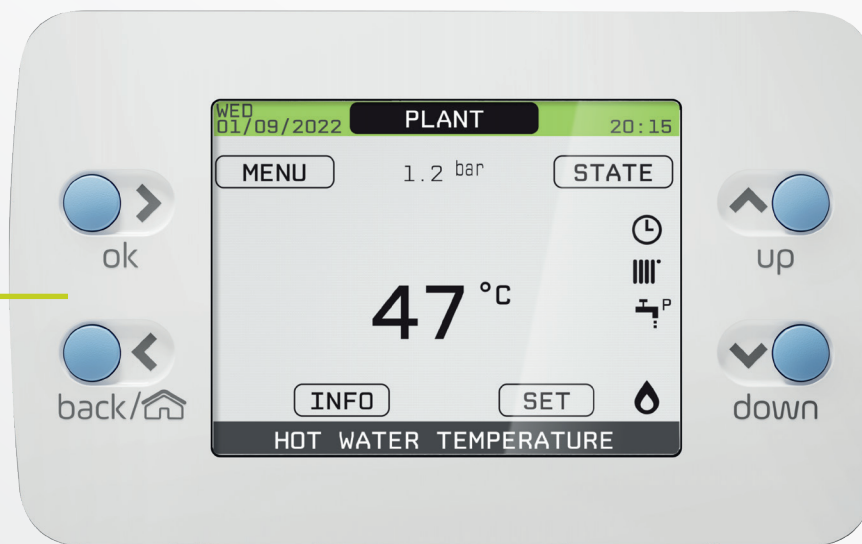
Central heating water temperature setting

MENU

Information menu and parameters

SYSTEM REMOTE CONTROL WITH POWER EVO-X IN CASCADE

- › Possibility to manage, view and parametrize the whole heating system
- › Management of up to 4 boilers in cascade with different operating modes
- › Display of the operating status of the system and of the individual generators of the system
- › Management of up to 6 direct / mixed zones and DHW production with an external cylinder
- › Possibility to manage a solar thermal system

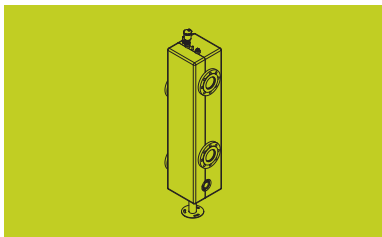


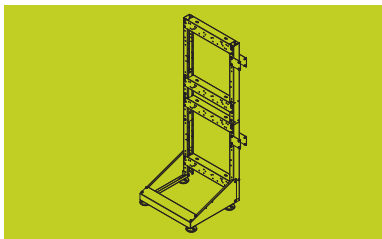
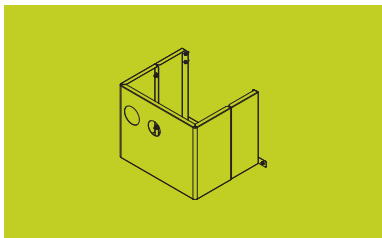



A WIDE RANGE OF ACCESSORIES FOR ANY CONFIGURATIONS

POWER EVO-X is completed with a wide range of accessories able to adapt to the needs for each type of system. The accessories have been specially designed to maximize the flexibility of the system and to obtain the ideal solution for every installation requirement, both in stand alone and in cascade installation.

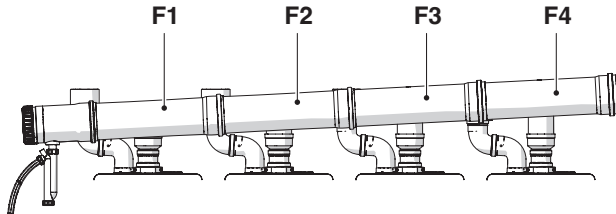
- › A safety kit is also available for all models, which is completed with specific shut-off and safety valves, both to be selected according to the boiler model
- › Possibility of installation either with hydraulic separator or plate heat exchanger both in single installation and in cascade, thanks to the specifically designed accessories
- › Flue collectors, hydraulic manifolds and connections specifically designed for cascade installation in linear or back-to-back configuration
- › A series of useful accessory kits are also available for managing the heating zones, which allow the management of up to 6 direct or mixed zones when combined with the use of the remote control.



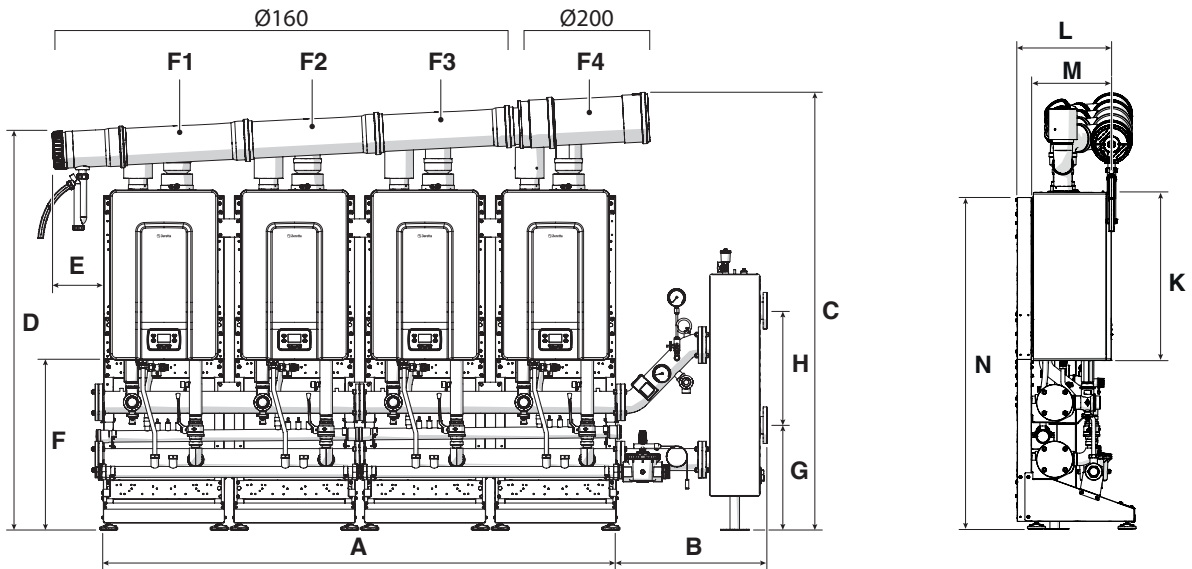


TECHNICAL DRAWINGS

35 ÷ 45 kW



55 ÷ 70 kW



Description	uom	A	B	C	D	E	F	G	H	K	L	M	N	F1	F2	F3	F4
POWER EVO-X 50 DEP	mm	2240	658	1921	1777	285	743	457	500	740	423	351	1483	Ø 160	Ø 160	Ø 160	Ø 160
POWER EVO-X 50	mm	2240	658	1921	1777	285	743	457	500	740	423	351	1483	Ø 160	Ø 160	Ø 160	Ø 160
POWER EVO-X 65	mm	2240	658	1892	1740	226	743	457	500	740	383	312	1481	Ø 160	Ø 160	Ø 160	Ø 200
POWER EVO-X 80	mm	2240	658	1892	1740	226	743	457	500	740	383	312	1481	Ø 160	Ø 160	Ø 160	Ø 200
NOx Class		6	6		6	6		6	6		6	6		6	6	6	

TECHNICAL DATA

Description	UoM	POWER EVO-X 50 DEP	POWER EVO-X 50	POWER EVO-X 65	POWER EVO-X 80
Appliance type		Wall-hung indoor installation	Wall-hung indoor installation	Wall-hung indoor installation	Wall-hung indoor installation
Device category		I 2H3P	I 2H3P	I 2H3P	I 2H3P
Combustion chamber		Only heating sealed condensing with forced draught	Only heating sealed condensing with forced draught	Only heating sealed condensing with forced draught	Only heating sealed condensing with forced draught
Maximum rated heat input (LHV)	kW	34,9	45	55	70
Minimum rated heat input (LHV)	kW	5,2	5,2	8,2	8,2
Maximum useful heat output (80-60°C)	kW	33,99	43,88	53,6	68,2
Maximum useful heat output (50-30°C)	kW	37,31	47,3	58,25	74,19
Minimum useful heat output (80-60°C)	kW	4,98	4,98	7,87	7,87
Minimum useful heat output (50-30°C)	kW	5,57	5,57	8,78	8,78
Combustion efficiency	%	97,6	97,7	97,6	97,6
Efficiency with nominal heat output (80-60°C)	%	97,4	97,5	97,5	97,5
Efficiency with minimum heat output (80-60°C)	%	95,8	95,8	96	96
Efficiency with nominal heat output (50-30°C)	%	106,9	105,1	105,9	106
Efficiency with minimum heat output (50-30°C)	%	107,2	107,2	107	107
Useful efficiency at max. rated output (30° return)	%	108,2	107,9	107,6	107,5
Seasonal energy efficiency in room heating mode s	%	93	92	92	92
Efficiency class in heating mode	kW	A	A	A	A
Maximum operating pressure	bar	5	5	5	5
Minimum operating pressure	bar	0,8	0,8	0,8	0,8
Safety thermostat intervention temperature	°C	102 (±3)	102 (±3)	102 (±3)	102 (±3)
Max. allowed temperature	°C	90	90	90	90
Adjustment temperature (min / max)	°C	20 ÷ 90	20 ÷ 90	20 ÷ 90	20 ÷ 90
Useful head available (@1000 l/h)	mbar	820	820	430	430
Boiler residual head	Pa	166	198	180	200
NOx emissions	mg/kWh	30	33	41	48
NOx class		6	6	6	6
Emissions at max / min flow rate	CO2 %	9	9	9	9
	CO ppm	120/30	150/30	170/40	220/40
Chimney losses with burner off/on	%	0,06/2,38	0,05/2,35	0,04/2,41	0,03/2,44
Flue mass flow rate	g/s	15,855-2,362	20,443-2,362	24,986-3,725	31,800-3,725
Noise levels (sound pressure)	dB(A)	57	60	57	61
Electrical power supply	V-Hz	230/50	230/50	230/50	230/50
Electrical protection level	IP	X5D	X5D	X5D	X5D
Total electrical power	W	158	175	201	284
Dimensions (HxWxD)	mm	740 x 470 x 350	740 x 470 x 350	740 x 470 x 453	740 x 470 x 453
Net weight	kg	35	35	53,5	53,5

Technical data referring to operation with G20.



RIELLO S.p.A.
Via Ing. Pilade Riello, 7
37045 Legnago (VR) – Italia
tel. +39 0442 630111
www.berettaheating.com



In order to improve its products, Beretta reserves the right to modify the characteristics and information contained in this catalogue at any time and without prior notice. This catalogue, therefore, cannot be considered as contractually binding on third parties.

