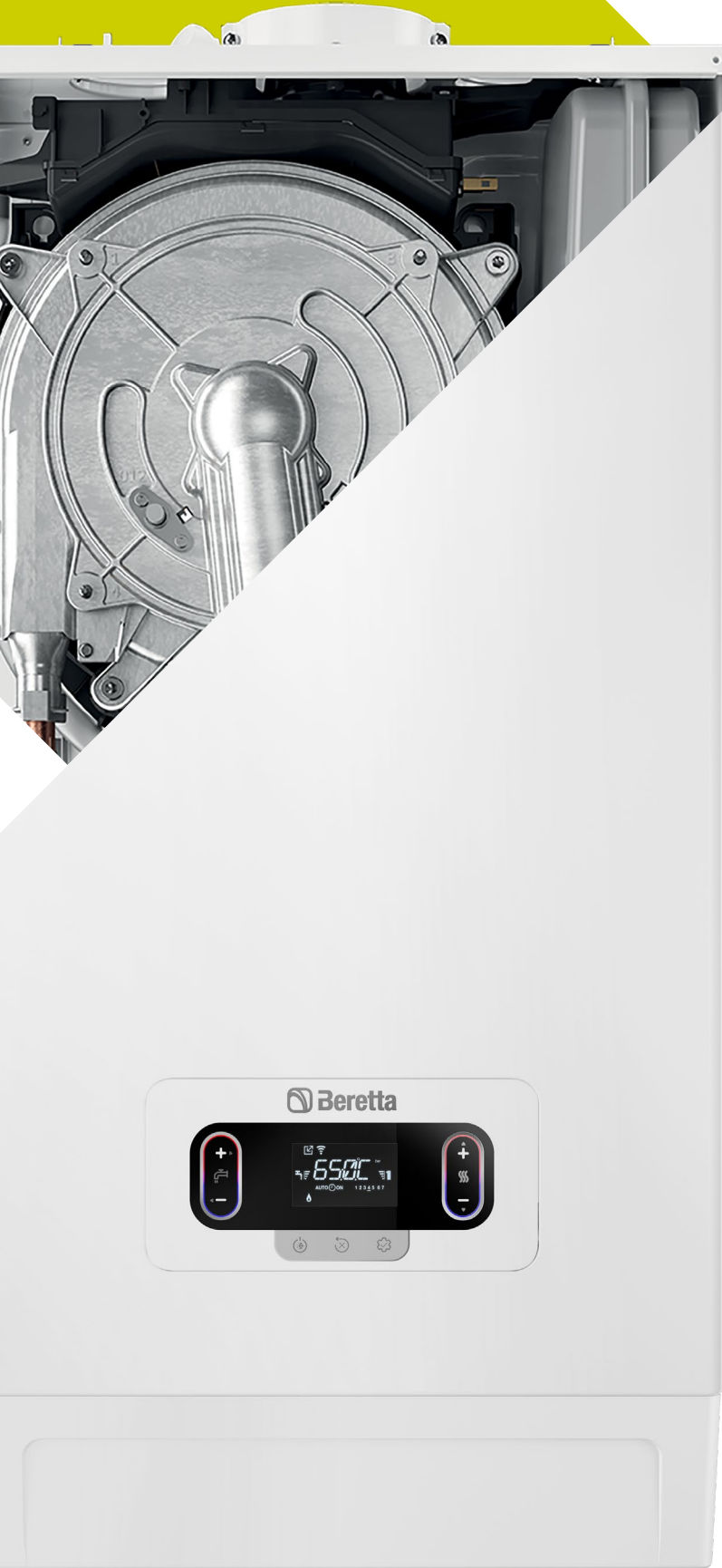


NEW



WALL-HUNG CONDENSING
with DHW tank and stainless steel heat exchanger

MYNUTE BOILER EVO X

A Carrier Company



**30 L
STAINLESS STEEL
BI-TANK**



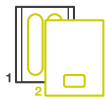
**STAINLESS
STEEL HEAT
EXCHANGER**



**HOT WATER
AT A STABLE
TEMPERATURE**



**LOW NOx
EMISSIONS
(CLASS 6)**



**EASY
INSTALLATION
IN TWO STEPS**



**COMPACT
DIMENSIONS**



**SIMPLIFIED
MAINTENANCE
WITH FRONT ACCESS**



MYNUTE BOILER EVO X

INSTANT HOT WATER, ALWAYS AVAILABLE

BERETTA PRESENTS MYNUTE BOILER EVO X 25B AND 35B, THE CONDENSING BOILER EQUIPPED WITH A 30-LITRE DHW BI-TANK, DESIGNED TO OFFER EFFICIENCY AND ENERGY SAVINGS.

MYNUTE BOILER EVO X by Beretta represents an evolution from previous ranges with domestic hot water storage.

The boiler is **more compact and efficient** thanks to the 30-litre bi-tank, which optimizes space and improves domestic hot water production.

In heating mode, MYNUTE BOILER EVO X offers uncompromising comfort thanks to a stainless steel heat exchanger with pneumatic combustion and **a wide 1:10 modulation**.

NOx emissions are very low, placing the boiler in class 6 according to European standards.

It is designed with a look towards the future: **it is already suitable to operate with blends of natural gas and hydrogen up to 20%**, an important step in the decarbonization process initiated by the European Union.

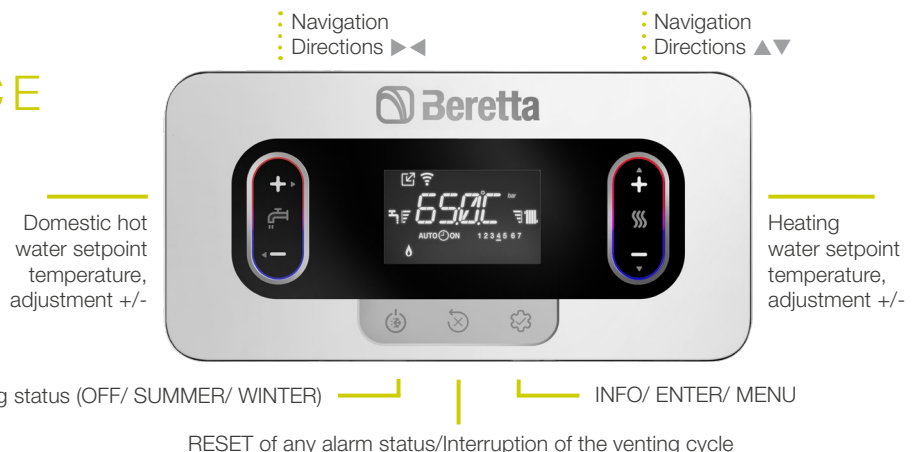
The boiler combines **ease of use with an attractive**, minimalist design, allowing it to blend harmoniously into a variety of residential settings.

NEW ADAPTIVE ELECTRONIC COMBUSTION CONTROL



MYNUTE BOILER EVO X is equipped with a brand new ACC (Active Combustion Control) intelligent combustion control system, which automatically adapts to the fuel (natural gas, LPG, etc.) without the use of specific codes or accessory conversion kits. This innovative and sophisticated combustion control allows for self-adjustment of combustion, eliminating the need for initial calibration. The ACC system is also able to adapt the boiler to operate with different gas configurations, different pipe lengths and at different altitudes (within the permitted design limits). The ACC is also capable of self-diagnosis to keep combustion under control at all times, with emissions consistently below regulatory limits.

MODERN AND INTUITIVE DIGITAL INTERFACE

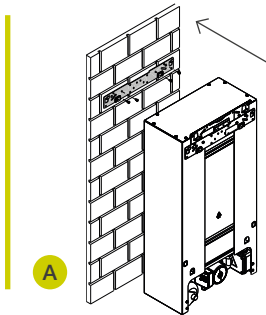


INNOVATION AND EFFICIENCY

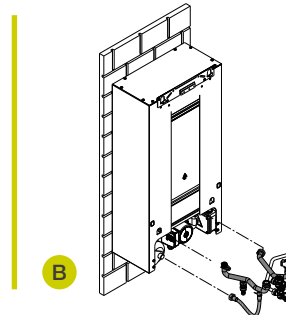
MYNUTE BOILER EVO X consists of a system composed of the boiler and the DHW BI-TANK, which stands out with its easy

installation in **TWO STEPS**: mounting the DHW tank on the wall and mounting the boiler on the DHW tank.

STEP 1: MOUNTING THE DHW BI-TANK ON THE WALL



AFTER FIXING THE TEMPLATE, THE DHW BI-TANK CAN BE MOUNTED ON THE WALL



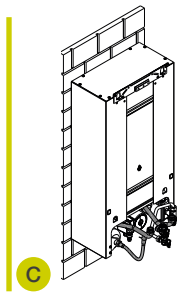
AFTER FIXING THE BOILER TEMPLATE ONTO THE BI-TANK, THE HYDRAULIC KIT AND FLOW SWITCH CAN BE INSTALLED (AVAILABLE AS ACCESSORIES)

- › **NEW 30 L DHW BI-TANK WITH ADVANCED ELECTRONICS**
- › THE DHW BI-TANK (DOSSERET) ACHIEVES THE SAME PERFORMANCE AS THE TANK OF THE PREVIOUS BERETTA MYNUTE BOILER GREEN MODELS WITH 45 AND 60 LITRES CAPACITY, WITH MORE COMPACT DIMENSIONS
- › POSSIBILITY OF MANAGING THE REFILLING FREQUENCY OF THE TANK VIA A PARAMETER IN THE ELECTRONICS:
 - **COMFORT:** FOR LONGER AND MORE FREQUENT FILLING CYCLES, IF WITHDRAWALS ARE FREQUENT OR THE WATER VOLUME REQUIREMENT IS HIGH
 - **ECO:** FOR A REDUCED NUMBER OF FILLING CYCLES AND CONSEQUENTLY GREATER ENERGY SAVINGS
- › EXPANSION VESSEL OF THE DHW BI-TANK
- › DHW BI-TANK SUPPLIED SEPARATELY FROM THE BOILER

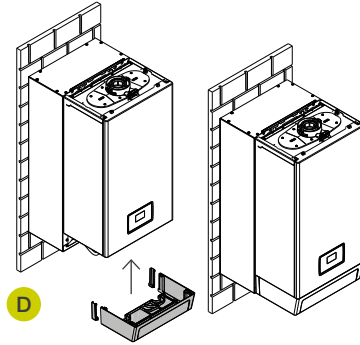


+ 25% HEAT INPUT* compared to the average of Beretta boilers with instantaneous domestic hot water production.


STEP 2: BOILER INSTALLATION



AFTER FIXING THE BOILER TO ITS TEMPLATE, THE HYDRAULIC CONNECTIONS BETWEEN THE DHW BI-TANK, THE BOILER AND THE ELECTRICAL CONNECTION CAN BE COMPLETED



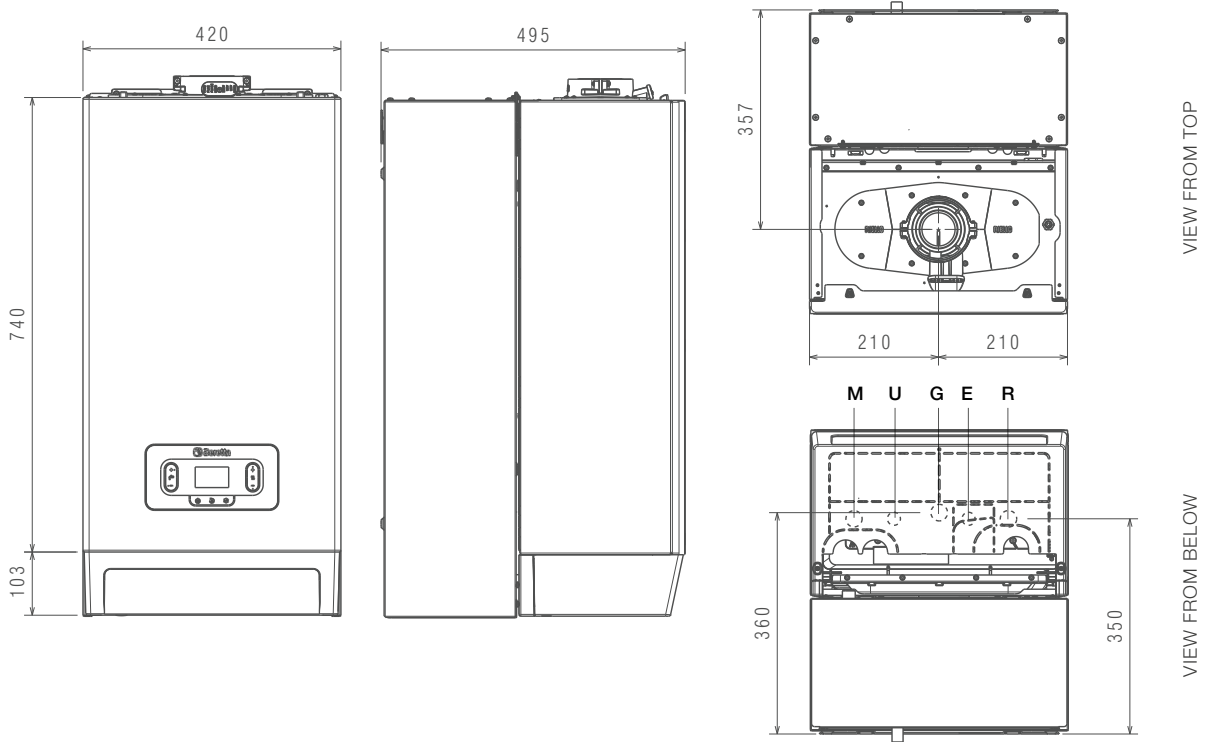
MOUNTING OF THE LOWER FITTING COVER AT THE END OF THE INSTALLATION



- › **NEW FLUE GAS FLANGE** WITH QUICK-TIGHTENING SAFETY COLLAR
- › **LOW NO_x EMISSIONS**: CLASS 6 (UNI EN 15502)
- › **ENERGY EFFICIENCY**: 94%
- › **1 : 10 MODULATION**
- › **9 LITRES EXPANSION VESSEL**
- › **LOW CONSUMPTION MODULATING CIRCULATOR** (EEI ≤ 0,20), WITH A 6-METER HEAD CURVE
- › **VERY LOW NOISE** OPERATION
- › **ELECTRICAL LEVEL OF PROTECTION IPX5D**
- › **HYDRAULIC UNIT WITH DIN CONNECTIONS SEQUENCE**
- › **CAN BE MATCHED WITH Hi, COMFORT T100** FOR REMOTE COMFORT MANAGEMENT
- › **BOILER SUPPLIED SEPARATELY FROM THE DHW BI-TANK**

* Internal comparison versus Beretta instantaneous combi boilers with the same heat output.

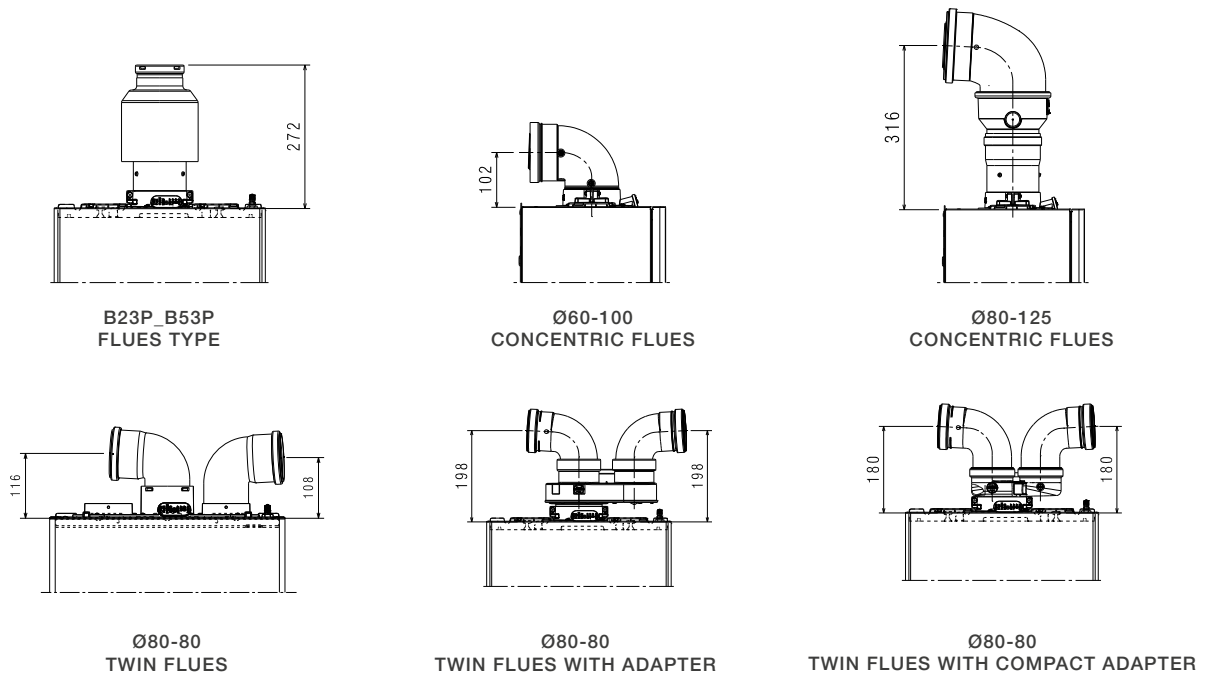
TECHNICAL DRAWINGS




DIN HYDRAULIC CONNECTIONS

- M** FLOW
- U** DHW OUTLET
- G** GAS
- E** DCW INLET
- R** RETURN

FLUE GAS OPTIONS



TECHNICAL DATA

|  ENERGY LABEL SPECIFICATIONS (in accordance with the ErP Directive) | UoM | MYNUTE BOILER EVO X 25 B | MYNUTE BOILER EVO X 35 B | |
|---|-------------------------|-----------------------------|-----------------------------|----------------------|
| Seasonal energy efficiency class for heating | D → A+++ ⁽¹⁾ | A | A | |
| Domestic water seasonal energy efficiency class | F → A+ ⁽²⁾ | A | A | |
| Nominal heat output according to ErP pnominal | pnominal | kW | 20 | 29 |
| Heating seasonal energy efficiency | ηs | % | 94 | 94 |
| USEFUL HEAT OUTPUT | | | | |
| At rated heat output and at high temperature operation * | P4 | kW | 19,5 | 29,3 |
| At 30% nominal heat output and at low temperature ** | P1 | kW | 6,6 | 9,9 |
| USEFUL EFFICIENCY | | | | |
| At rated heat output and at high temperature operation * | η4 | % | 87,9 | 87,9 |
| At 30% nominal heat output and at low temperature ** | η1 | % | 98,8 | 98,8 |
| AUXILIARY ELECTRICAL CONSUMPTION | | | | |
| At full load | elmax | W | 30,0 | 44,3 |
| At partial load | elmin | W | 12,2 | 13,6 |
| In stand-by mode | PSB | W | 3,0 | 3,0 |
| OTHER PARAMETERS | | | | |
| Thermal losses in stand-by mode | Pstby | W | 30,0 | 35,0 |
| Yearly energy consumption | QHE | GJ | 60,0 | 90,0 |
| Sound power level, indoor | LWA | dB | 48,0 | 47,0 |
| NOx emissions | NOx | mg/kWh | 22,0 | 35,0 |
| FOR COMBINED HEATING APPLIANCES - BOILER WITH DOSSERET | | | | |
| Declared load profile | | | XL | XL |
| DHW energy efficiency | ηwh | % | 85 | 87 |
| Daily electrical energy consumption | Qelec | kWh | 0,173 | 0,102 |
| Daily fuel consumption | Qfuel | kWh | 23,014 | 22,524 |
| Yearly electrical energy consumption | AEC | kWh | 38 | 22 |
| Annual fuel consumption | AFC | GJ | 17 | 17 |
| OTHER TECHNICAL SPECIFICATIONS | | | | |
| Heating heat input (max-min G20) | | kW | 20,0 - 2,5 | 30,0 - 3,5 |
| Nominal DHW heat input (max-min G20) | | kW | 25,0 - 2,5 | 34,9 - 3,5 |
| Power supply | | V-Hz | 230 - 50 | 230 - 50 |
| Electrical protection level | | IP | IPX5D | IPX5D |
| NOx class | | | 6 | 6 |
| HEATING | | | | |
| Max pressure-temperature | | bar-°C | 3 - 90 | 3 - 90 |
| Pump: maximum available head (at flow rate of 1000 l/h) | | mbar | 450 | 450 |
| Membrane expansion tank | | l | 9 | 9 |
| DHW | | | | |
| Max pressure | | bar | 8 | 8 |
| DHW production at ΔT= 25°C / 30°C / 35°C | | l/min | 14,3/11,9/10,2 | 20,0/16,7/14,3 |
| Minimum DHW flow | | l/min | 2 | 2 |
| GAS, HYDRAULIC CONNECTIONS | | | | |
| Nominal gas pressure (G20-G31) | | mbar | 20 - 37 | 20 - 37 |
| Heating flow-return/Gas inlet | | Ø | 3/4" | 3/4" |
| DHW inlet-outlet/Boiler flow-return | | Ø | 1/2" | 1/2" |
| WEIGHT | | | | |
| Net weight of boiler | | kg | 29 | 30 |
| Net weight of DHW tank | | kg | 18,6 | 18,6 |
| FLUE GAS SYSTEMS | | | | |
| Max length for concentric flues (Ø 60-100 mm) | | m | 10 | 10 |
| Maximum length for twin flues (Ø80-80 mm) | | m | 75+75 ^(A) | 39+39 ^(B) |

VALUES RELATING TO DHW PERFORMANCE WITH BOILER WHEN INSTALLING THE DOSSERET KIT

| | | Stainless steel | Stainless steel |
|--|-------|-----------------|-----------------|
| Type of DHW tank | | Stainless steel | Stainless steel |
| DHW tank layout | | Vertical | Vertical |
| Heat exchanger layout | | External plate | External plate |
| Vnom, effective domestic hot water content | l | 31 | 31 |
| Domestic hot water temperature selection range | °C | 37-60 | 37-60 |
| Water quantity drawn in 10' with minimum ΔT 30°C | l | 119 | 167 |
| Maximum boiler operating pressure | bar | 10 | 10 |
| Vbu, non-solar storage volume | l | 31 | 31 |
| Specific flow rate according to EN13203-1 | l/min | 14,3 | 18,1 |

(1) The energy efficiency class range for this product category is between D and A+++

(2) The energy efficiency class range for this product category is between F and A+

* High temperature operation: 60°C in return and 80°C in flow.


** Low temperature regime: for condensing boilers 30°C, for low temperature boilers 37°C, for other heating appliances 50°C return temperature.

(A) Up to 69+69m with compact twin flues system

(B) Up to 36+36m with compact twin flues system



Riello S.p.A.
Via Ing. Pilade Riello, 7
37045 Legnago (VR) - Italy
ph. +39 0442 630111
www.berettaheating.com



27024015 - EN - rev.00 06/2025



©2025 Carrier. All Rights Reserved.
All product and service marks mentioned in this document are the property of their respective owners.

Beretta reserves the right to change the information and specifications contained in this document at any time and without notice. The contents and information herein have to be considered for informational purposes only and are not intended to provide legal or professional advice. This document, therefore, cannot be considered binding on third parties.